

Scaled data based on original data using  
LM-79-08 Approved Method: Electrical and Photometric Measurements of Solid-  
State Lighting Products

Test Report Prepared for  
Cooper Lighting Solutions  
(formerly Eaton)

Brand: INVUE

Report Number: P675777

Luminaire Tested: **CCW-SA-1C-850-U-SL4**

Issue Date: 04/25/2023



**Test Information**

Test Method: LM-79-08  
Report Number: P675777  
Test Lab: INNOVATION CENTER(G1)  
Issue Date: 04/25/2023  
Manufacturer: COOPER LIGHTING SOLUTIONS (FORMERLY EATON)  
Product Line: INVUE  
Catalog Number: CCW-SA-1C-850-U-SL4  
Description: INVUE CLEAR CURVE Wall Pack MOUNT LIGHT SQUARE LUMINAIRE @615mA w/  
SL4 distribution lens  
Light Source: (16) 5000K CCT, 80 CRI LEDS  
Ballast/Driver: ELECTRONIC DRIVER

**Summary**

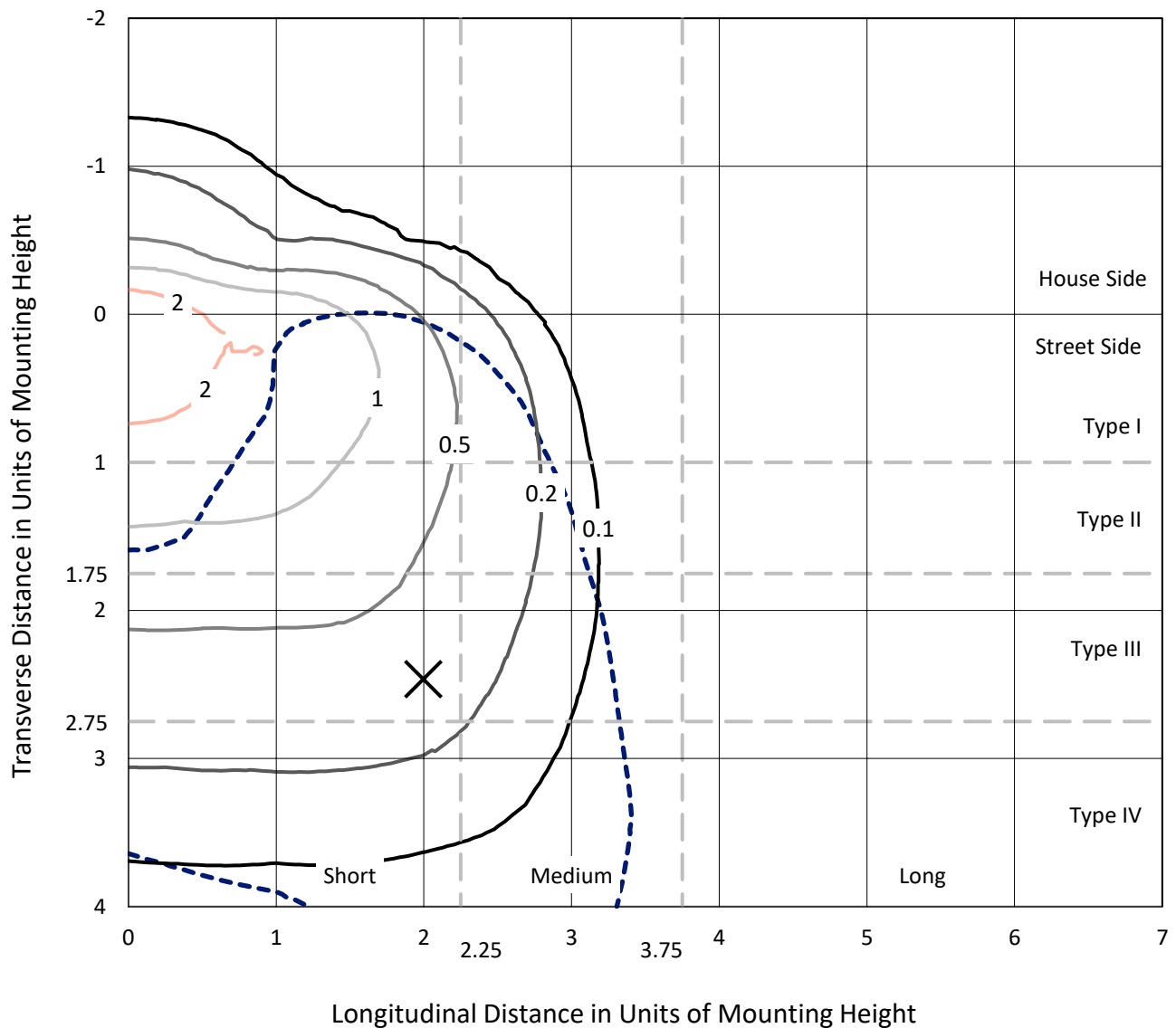
Lumens per Lamp: N/A  
Luminaire Lumens: 3866 lumens  
Efficiency: N/A  
Efficacy: 120.8 lumens/watt  
Luminous Opening: Rectangular (W 1' x L: 0.5' x H: 0')  
IES Classification: Type IV - Short  
BUG Rating: B1 - U0 - G2

Input Watts (W): 32  
Input Voltage (V): 120  
Input Current (Ain): NR  
Voltage Rise (V): NR  
Power Factor: NR  
Total Harmonic Distortion (THDi): NR  
Frequency (hertz): 60  
Stabilization Time: NR  
Operation Time: NR  
Ambient Temperature (°C): NR  
Test Distance: 25 FT

REPORT NUMBER: P675777  
 CATALOG NUMBER: CCW-SA-1C-850-U-SL4

### Iso-Footcandle Lines of Horizontal Illumination

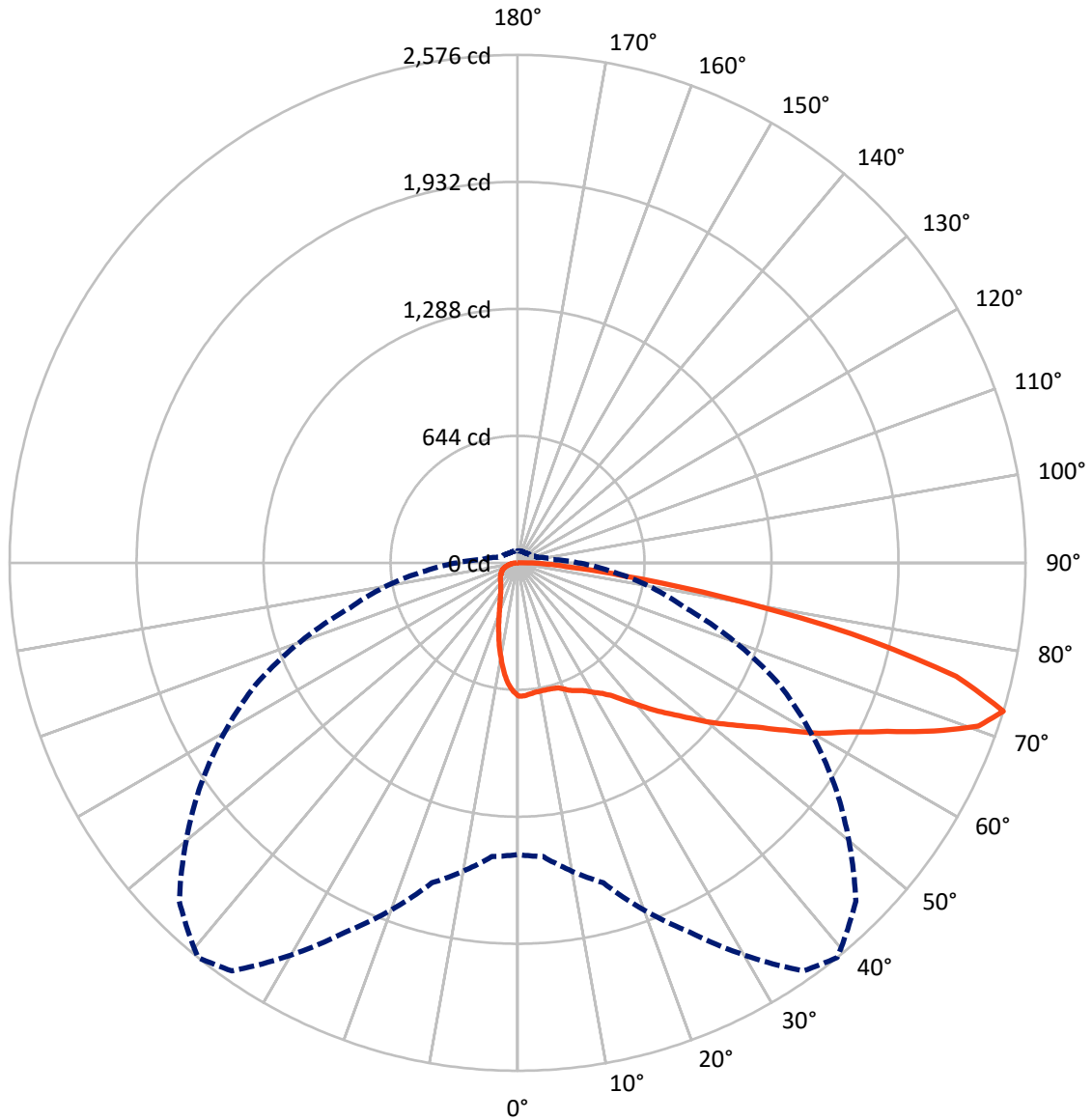
× Max cd  
 - - - 1/2 Max cd



Based on 15 foot mounting height. Maximum calculated value = 3 fc  
 Type IV - Short - N/A

REPORT NUMBER: P675777  
CATALOG NUMBER: CCW-SA-1C-850-U-SL4

### Luminous Intensity Polar Plot



— Vertical Plane Through 39-Deg Lateral    - - - Horizontal Cone Through 72.5-Deg Vertical

REPORT NUMBER: P675777  
 CATALOG NUMBER: CCW-SA-1C-850-U-SL4

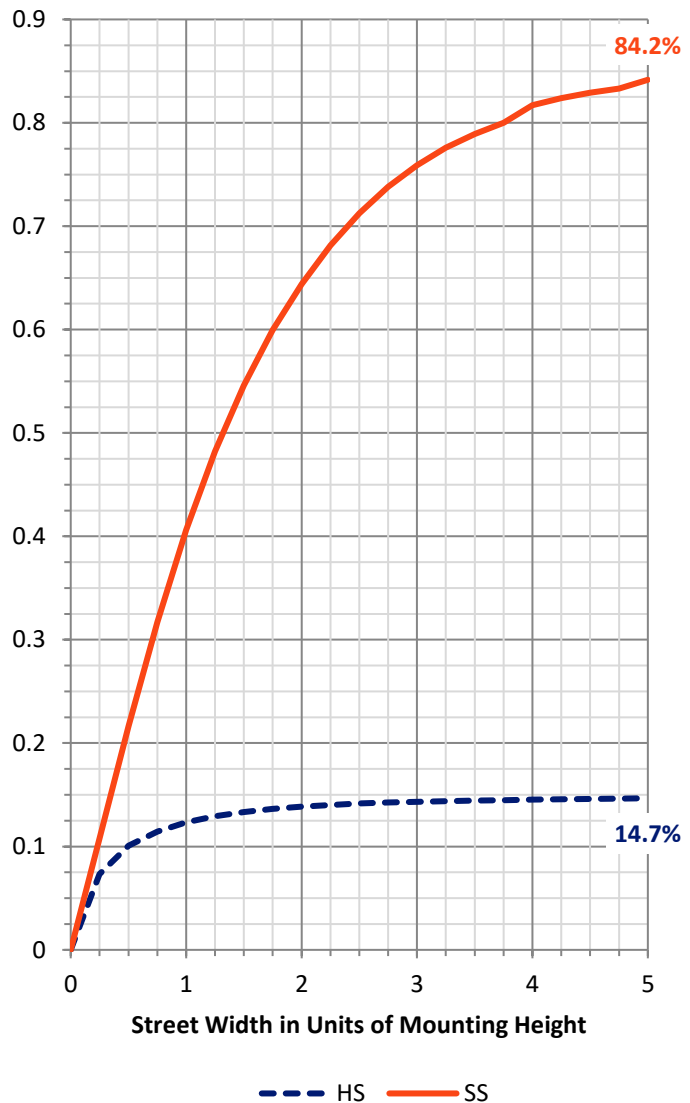
**FLUX DISTRIBUTION:**

		Downward	Upward	Total
<b>House Side</b>	Lumens	574.6	0.0	574.6
	% Fixture	14.9	0.0	14.9
<b>Street Side</b>	Lumens	3291.5	0.0	3291.5
	% Fixture	85.1	0.0	85.1
<b>Total</b>	Lumens	3866.0	0.0	3866.0
	% Fixture	100.0	0.0	100.0

**Coefficient of Utilization**

**ZONAL LUMENS:**

Zone	Lumens	% Fixture
0°-10°	59.8	1.5
10°-20°	152.6	3.9
20°-30°	232.5	6.0
30°-40°	340.1	8.8
40°-50°	520.7	13.5
50°-60°	763.7	19.8
60°-70°	974.0	25.2
70°-80°	703.7	18.2
80°-90°	118.7	3.1
90°-100°	0.0	0.0
100°-110°	0.0	0.0
110°-120°	0.0	0.0
120°-130°	0.0	0.0
130°-140°	0.0	0.0
140°-150°	0.0	0.0
150°-160°	0.0	0.0
160°-170°	0.0	0.0
170°-180°	0.0	0.0
0°-90°	3866.0	100.0
0°-180°	3866.0	100.0

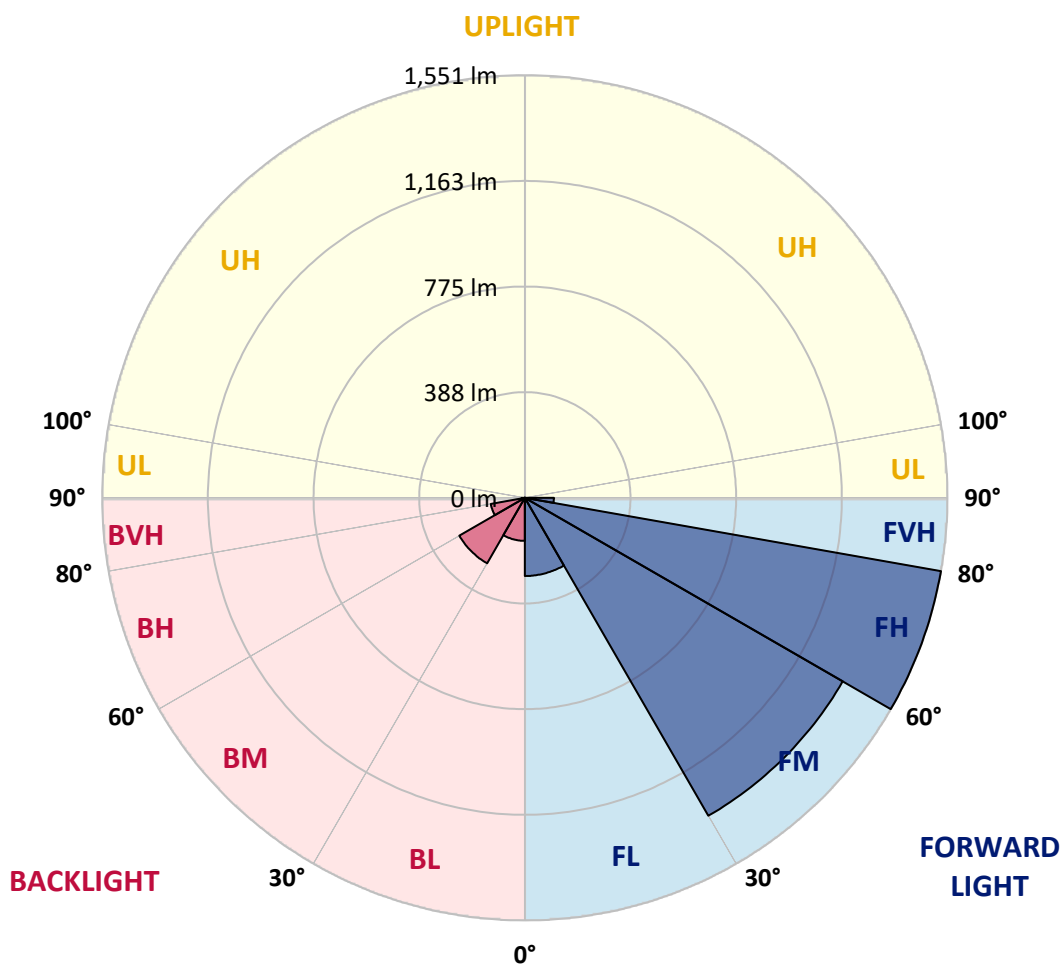


REPORT NUMBER: P675777  
 CATALOG NUMBER: CCW-SA-1C-850-U-SL4

**LUMINAIRE CLASSIFICATION SYSTEM LUMEN TABLE AND BUG RATING:**

Zone	Lumens	% Fixture	Zone Rating/Lumen Limit		
			B	U	G
FL (0°-30°)	286.9	7.4			
FM (30°-60°)	1347.0	34.8			
FH (60°-80°)	1550.8	40.1			G1/1800
FVH (80°-90°)	106.7	2.8			G2/225
BL (0°-30°)	158.0	4.1	B1/500		
BM (30°-60°)	277.6	7.2	B1/1000		
BH (60°-80°)	126.9	3.3	B1/500		G1/500
BVH (80°-90°)	12.0	0.3			G1/100
UL (90°-100°)	0.0	0.0		U0/0	
UH (100°-180°)	0.0	0.0		U0/0	

**BUG Rating: B1-U0-G2**  
 Type IV Short





REPORT NUMBER: P675777

CATALOG NUMBER: CCW-SA-1C-850-U-SL4

**CANDELA DISTRIBUTION (FULL):**

	0°	5°	15°	25°	35°	39°	45°	55°	65°	75°	85°
0°	676.7	676.7	676.7	676.7	676.7	676.7	676.7	676.7	676.7	676.7	676.7
2.5°	686.9	688.3	685.4	682.5	681.1	675.3	681.1	678.2	675.3	675.3	675.3
5°	678.2	679.6	679.6	676.7	678.2	668.0	666.6	668.0	663.7	660.8	659.3
7.5°	665.1	668.0	673.8	672.4	666.6	662.2	663.7	662.2	654.9	650.6	639.0
10°	654.9	657.8	660.8	663.7	662.2	660.8	659.3	653.5	652.0	641.9	630.3
12.5°	644.8	644.8	646.2	657.8	659.3	659.3	650.6	650.6	646.2	644.8	627.4
15°	634.6	639.0	650.6	653.5	659.3	662.2	657.8	657.8	650.6	640.4	627.4
17.5°	637.5	644.8	656.4	663.7	666.6	666.6	672.4	668.0	657.8	652.0	639.0
20°	652.0	653.5	668.0	681.1	684.0	684.0	678.2	673.8	666.6	656.4	639.0
22.5°	660.8	670.9	688.3	695.6	704.3	704.3	697.1	686.9	676.7	666.6	647.7
25°	698.5	700.0	707.2	718.8	723.2	717.4	710.1	698.5	685.4	675.3	657.8
27.5°	724.7	731.9	740.6	746.4	739.2	734.8	729.0	715.9	705.8	697.1	672.4
30°	772.6	763.9	769.7	772.6	759.5	762.4	746.4	734.8	723.2	723.2	695.6
32.5°	801.6	808.9	803.1	801.6	791.5	790.0	779.8	766.8	759.5	768.2	730.5
35°	852.4	848.1	848.1	846.6	835.0	827.8	827.8	804.5	811.8	830.7	784.2
37.5°	878.6	877.1	885.8	893.1	881.5	885.8	881.5	871.3	874.2	907.6	851.0
40°	904.7	914.9	932.3	935.2	942.5	948.3	945.4	943.9	955.6	1009.3	941.0
42.5°	929.4	938.1	964.3	987.5	1004.9	1023.8	1025.3	1025.3	1063.0	1140.0	1049.9
45°	961.4	968.6	1004.9	1051.4	1080.4	1093.5	1105.1	1118.2	1169.0	1260.5	1166.1
47.5°	1004.9	1010.7	1054.3	1112.4	1169.0	1176.3	1199.5	1214.0	1291.0	1384.0	1285.2
50°	1067.4	1063.0	1097.9	1182.1	1237.3	1272.1	1305.5	1331.7	1407.2	1508.8	1378.1
52.5°	1118.2	1118.2	1144.3	1256.2	1331.7	1365.1	1399.9	1436.2	1523.4	1633.7	1453.7
55°	1205.3	1196.6	1212.6	1328.8	1437.7	1469.6	1536.4	1566.9	1651.2	1726.7	1517.6
57.5°	1264.9	1269.2	1288.1	1424.6	1562.6	1601.8	1668.6	1690.4	1764.4	1824.0	1564.0
60°	1343.3	1328.8	1369.4	1530.6	1700.5	1755.7	1810.9	1824.0	1879.2	1886.4	1585.8
62.5°	1418.8	1415.9	1450.8	1636.6	1848.7	1887.9	1944.5	1959.0	1982.3	1935.8	1555.3
65°	1465.3	1484.2	1549.5	1752.8	2017.1	2060.7	2117.3	2088.3	2062.1	1892.2	1405.7
67.5°	1529.2	1537.9	1638.1	1879.2	2211.7	2277.1	2326.4	2211.7	2017.1	1713.6	1183.5
70°	1543.7	1566.9	1697.6	2011.3	2412.1	2478.9	2481.8	2169.6	1853.0	1394.1	858.3
72.5°	1479.8	1495.8	1680.2	2066.5	2526.8	2576.2	2426.6	1961.9	1468.2	878.6	467.6
75°	1244.5	1289.6	1462.4	1896.6	2316.3	2297.4	2056.3	1497.2	881.5	389.2	197.5
77.5°	867.0	868.4	1048.5	1379.6	1733.9	1729.6	1466.7	868.4	377.6	156.8	116.2
80°	384.8	412.4	521.3	743.5	1052.8	1052.8	855.3	431.3	188.8	101.7	79.9
82.5°	226.5	235.3	278.8	347.1	512.6	540.2	409.5	287.5	129.2	63.9	49.4
85°	167.0	181.5	207.7	209.1	242.5	246.9	226.5	249.8	88.6	34.9	40.7
87.5°	124.9	133.6	165.6	138.0	129.2	122.0	139.4	255.6	33.4	17.4	13.1
90°	0.0	0.0	0.0	0.0	0.0	0.0	0.0	0.0	0.0	0.0	0.0



REPORT NUMBER: P675777  
 CATALOG NUMBER: CCW-SA-1C-850-U-SL4

**CANDELA DISTRIBUTION (continued):**

	90°	95°	105°	115°	125°	135°	145°	155°	165°	175°	180°
0°	676.7	676.7	676.7	676.7	676.7	676.7	676.7	676.7	676.7	676.7	676.7
2.5°	669.5	669.5	666.6	660.8	660.8	649.1	652.0	654.9	647.7	647.7	649.1
5°	659.3	653.5	646.2	637.5	631.7	615.7	612.8	602.7	601.2	598.3	594.0
7.5°	639.0	630.3	617.2	604.1	585.2	570.7	553.3	538.8	533.0	528.6	527.2
10°	620.1	618.6	596.9	570.7	541.7	514.1	487.9	469.1	457.4	450.2	448.7
12.5°	620.1	608.5	578.0	541.7	499.6	458.9	425.5	399.4	383.4	371.8	367.4
15°	617.2	605.6	564.9	509.7	461.8	406.6	360.1	332.6	309.3	297.7	299.2
17.5°	620.1	602.7	546.0	486.5	419.7	360.1	305.0	271.6	248.3	239.6	238.2
20°	621.5	599.8	531.5	454.5	376.1	309.3	257.0	225.1	207.7	201.9	201.9
22.5°	618.6	591.0	509.7	416.8	338.4	267.2	223.6	196.0	184.4	177.2	180.1
25°	631.7	589.6	489.4	384.8	294.8	232.4	199.0	178.6	171.4	167.0	168.5
27.5°	634.6	589.6	473.4	348.5	257.0	206.2	180.1	167.0	161.2	158.3	156.8
30°	646.2	592.5	454.5	312.2	226.5	185.9	165.6	158.3	153.9	152.5	152.5
32.5°	678.2	601.2	434.2	281.7	200.4	168.5	155.4	149.6	146.7	145.2	146.7
35°	715.9	624.4	412.4	249.8	181.5	156.8	146.7	142.3	140.9	140.9	140.9
37.5°	774.0	659.3	393.5	223.6	165.6	145.2	138.0	136.5	135.1	136.5	136.5
40°	840.8	697.1	376.1	203.3	153.9	138.0	130.7	130.7	129.2	130.7	132.2
42.5°	917.8	743.5	358.7	183.0	143.8	132.2	126.3	124.9	123.4	126.3	127.8
45°	1023.8	807.4	347.1	171.4	136.5	126.3	120.5	120.5	119.1	119.1	122.0
47.5°	1112.4	868.4	347.1	159.7	132.2	122.0	116.2	116.2	113.3	114.7	114.7
50°	1186.5	920.7	354.3	156.8	126.3	117.6	113.3	110.4	108.9	108.9	108.9
52.5°	1235.8	952.6	360.1	153.9	123.4	111.8	108.9	107.5	104.6	103.1	104.6
55°	1285.2	974.4	361.6	153.9	119.1	106.0	103.1	103.1	100.2	98.7	98.7
57.5°	1304.1	965.7	341.3	151.0	116.2	101.7	98.7	97.3	95.8	94.4	94.4
60°	1295.4	933.8	296.2	143.8	113.3	98.7	92.9	92.9	92.9	90.0	91.5
62.5°	1235.8	824.9	238.2	132.2	108.9	92.9	87.1	90.0	90.0	88.6	88.6
65°	1079.0	681.1	193.1	122.0	103.1	88.6	82.8	87.1	88.6	87.1	85.7
67.5°	862.6	524.2	159.7	110.4	95.8	81.3	77.0	81.3	82.8	81.3	81.3
70°	592.5	338.4	129.2	98.7	85.7	74.1	69.7	72.6	72.6	74.1	74.1
72.5°	306.4	183.0	106.0	84.2	74.1	66.8	62.4	62.4	61.0	61.0	61.0
75°	152.5	124.9	88.6	71.2	62.4	56.6	53.7	50.8	50.8	50.8	50.8
77.5°	106.0	95.8	72.6	56.6	50.8	46.5	46.5	42.1	42.1	42.1	42.1
80°	79.9	75.5	55.2	43.6	39.2	36.3	36.3	34.9	34.9	33.4	33.4
82.5°	56.6	61.0	42.1	31.9	29.0	27.6	27.6	26.1	26.1	23.2	23.2
85°	45.0	50.8	31.9	23.2	21.8	18.9	18.9	17.4	17.4	16.0	14.5
87.5°	13.1	27.6	13.1	8.7	8.7	8.7	8.7	7.3	7.3	5.8	5.8
90°	0.0	0.0	0.0	0.0	0.0	0.0	0.0	0.0	0.0	0.0	0.0

(END OF REPORT)